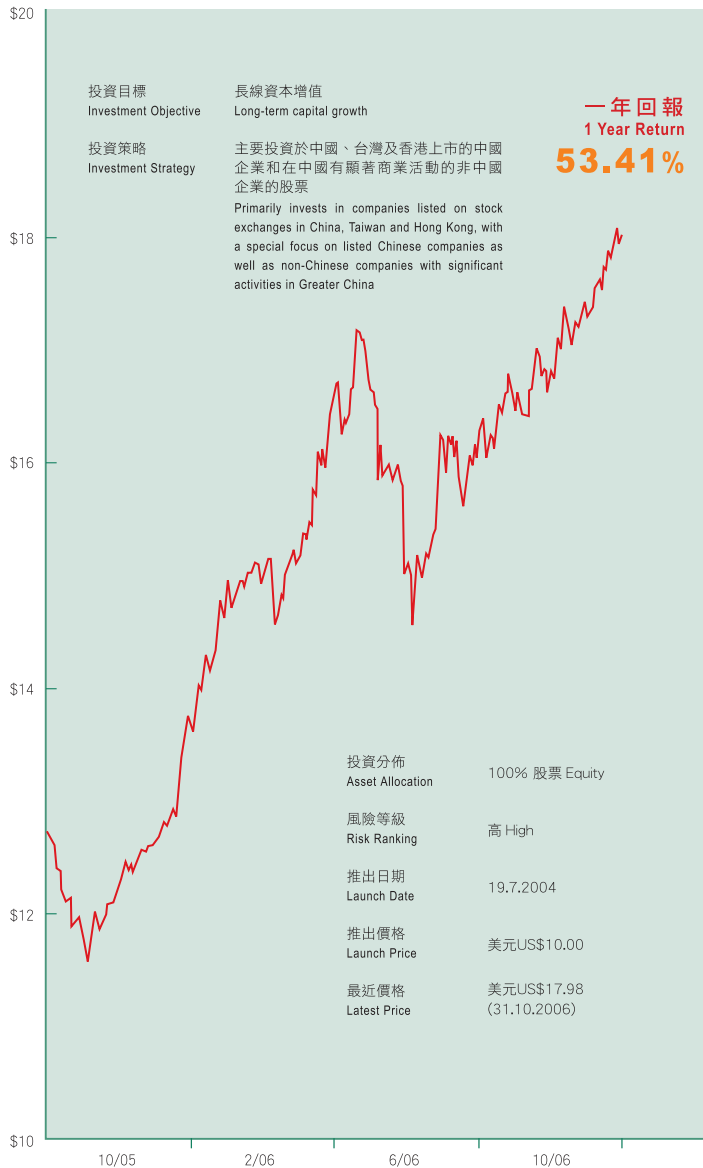


11/2006

熱點追擊

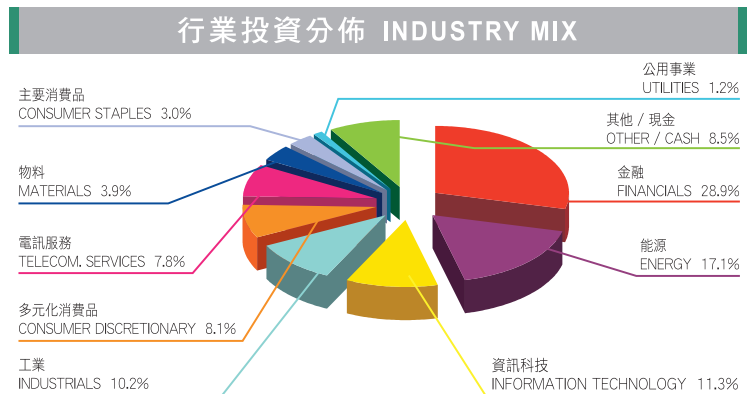
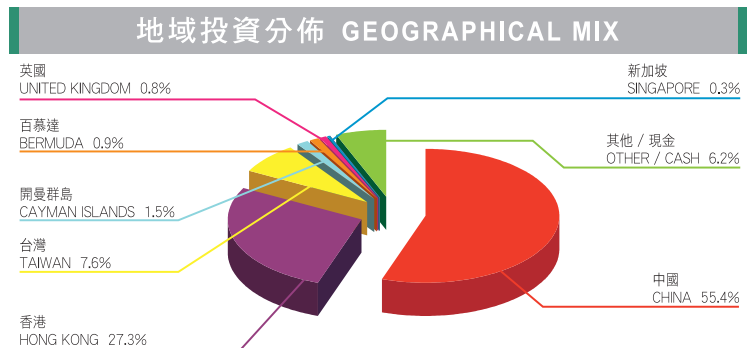
In Focus

利達中國基金 FlexiCapital China Fund



主要資金投放 SIGNIFICANT HOLDINGS

CHINA LIFE INSURANCE H	6.0%
CHINA MOBILE	5.7%
PETROCHINA H	5.6%
CNOOC	4.6%
CHINA PETROLEUM & CHEMICAL H	3.2%
HSBC HOLDINGS (HK)	2.4%
CHINA SHENHUA ENERGY H	1.9%
PING AN INSURANCE H	1.8%
BANK OF COMMUNICATIONS H	1.6%
CHINA CONSTRUCTION BANK H	1.6%



資產截至 Asset as of 30/9/2006

市場展望 Market Outlook

國際貨幣基金組織9月份發表的“世界經濟展望”報告中預測，2006和2007年中國的增長率將會保持在10%，通貨膨脹率將維持於1.5%，中國快速的經濟增長將能惠及鄰近其他國家，並帶動亞洲地區的經濟增長。

中國第三季國內生產總值明顯下降，同比增長為10.4%，顯示宏觀調控開始漸見成效，估計短期內再推出新措施的可能性不大，有利國內經濟持續穩定發展；同時市場預期人民幣將會進一步升值，吸引資金流入國內市場。

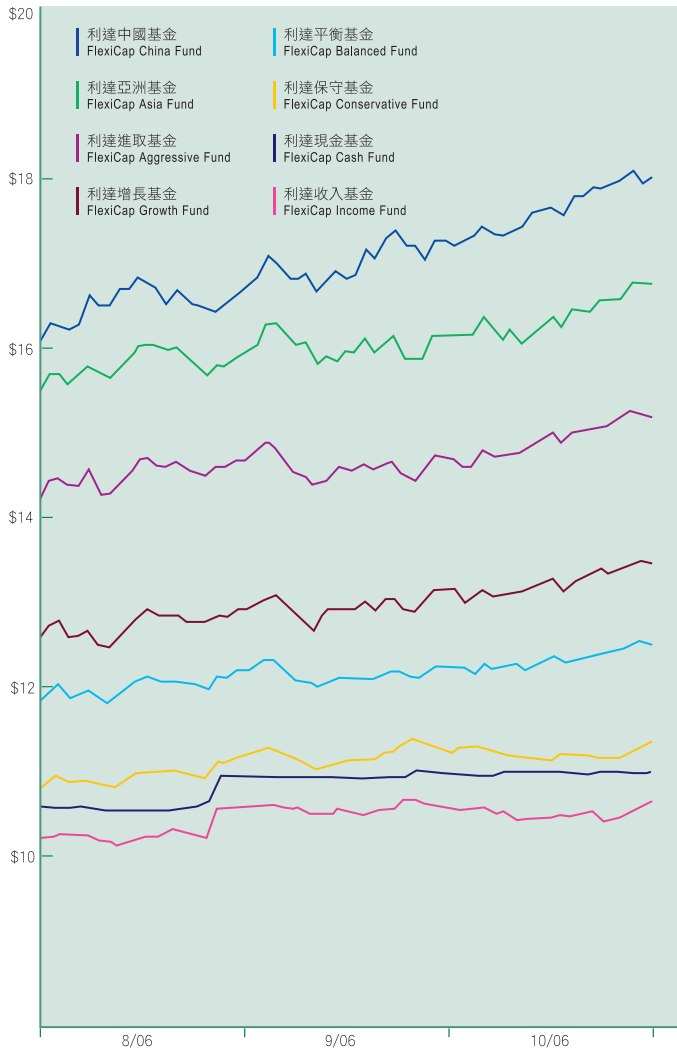
In Sept, the IMF forecasted in its “World Economic Outlook” that China’s economy would probably grow 10% in 2006 and 2007, with inflation remaining at a very moderate level of 1.5%. The rapid economic growth of China will benefit the countries in the region and help drive the growth of other Asian economies.

China’s 3Q GDP was 10.4% YOY, indicating a significant slowdown and the effectiveness of its Macro-Economic Policy. The market believes that the probability of further marco-economic measures to be limited, which would provide an environment for stable economic growth in China. At the same time, the market expects the Reminbei to further appreciate and continue to attract the inflows of funds into China.

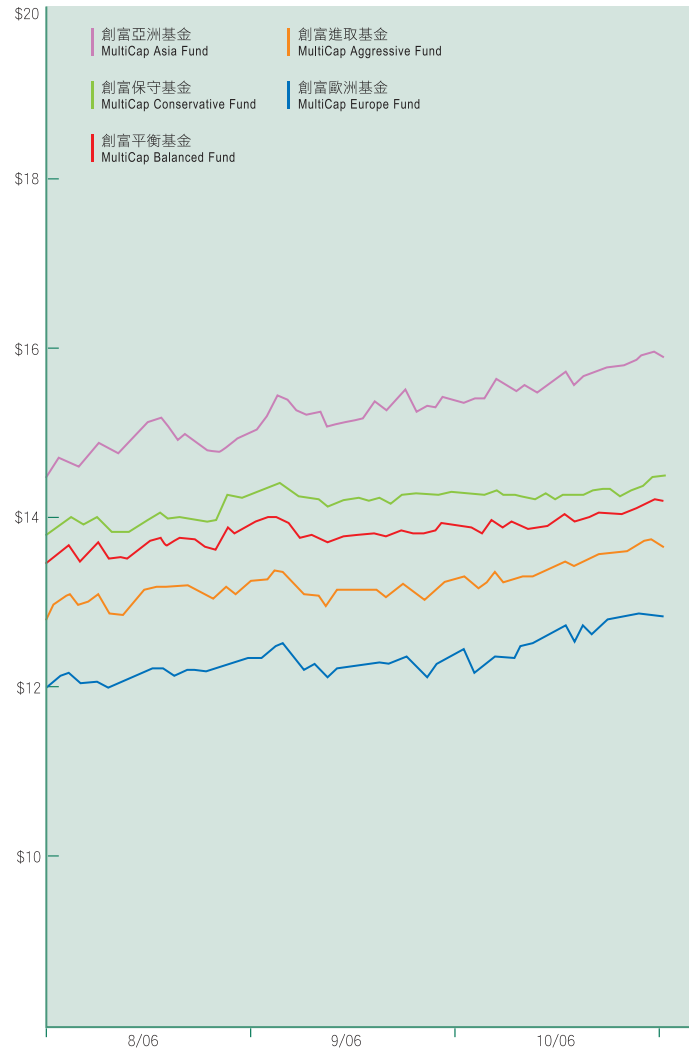
表現回顧

Past Performance

利達投資計劃 FlexiCapital Investment Plan



創富投資計劃 MultiCapital Investment Plan



利達投資計劃回報 FlexiCapital Investment Return

	過去3個月 Last 3 months	過去6個月 Last 6 months	過去12個月 Last 12 months	推出日期 Launch Date
利達中國基金 FlexiCap China Fund	10.78%	9.77%	53.41%	19.07.2004
利達亞洲基金 FlexiCap Asia Fund	6.59%	-2.40%	27.66%	19.07.2004
利達進取基金 FlexiCap Aggressive Fund	5.74%	-2.20%	19.92%	19.07.2004
利達增長基金 FlexiCap Growth Fund	5.62%	-0.22%	19.32%	19.07.2004
利達平衡基金 FlexiCap Balanced Fund	4.27%	-0.48%	13.19%	19.07.2004
利達現金基金 FlexiCap Cash Fund	1.20%	5.29%	7.05%	19.07.2004
利達保守基金 FlexiCap Conservative Fund	2.55%	1.26%	4.74%	19.07.2004
利達收入基金 FlexiCap Income Fund	1.54%	2.72%	3.73%	19.07.2004

創富投資計劃回報 MultiCapital Investment Return

	過去3個月 Last 3 months	過去6個月 Last 6 months	過去12個月 Last 12 months	推出日期 Launch Date
創富亞洲基金 MultiCap Asia Fund	8.11%	1.15%	28.63%	29.06.1999
創富歐洲基金 MultiCap Europe Fund	5.72%	-2.52%	20.74%	16.02.2000
創富進取基金 MultiCap Aggressive Fund	5.26%	-1.73%	16.24%	11.12.1998
創富平衡基金 MultiCap Balanced Fund	3.74%	-0.28%	11.16%	11.12.1998
創富保守基金 MultiCap Conservative Fund	2.63%	0.7%	8.00%	11.12.1998

基金資料截至 Funds Information up to 30/9/2006

表現回顧 Fund Performance Review

在經歷短暫的調整後，利達和創富基金第三季的整體表現開始逐步回升，當中利達中國基金表現較佳，三個月的投資回報達10.78%。

In 3Q, the overall performance of FlexiCap and MultiCap Funds rebounded after a short-term correction. FlexiCap China Fund outperformed the rest, recording a 10.78% return the past 3 months.

投資涉及風險，過去表現並不保證將來亦會有類似表現。Investment involves risks. Past performance is not indicative of future performance.